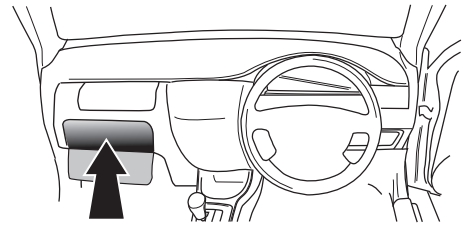
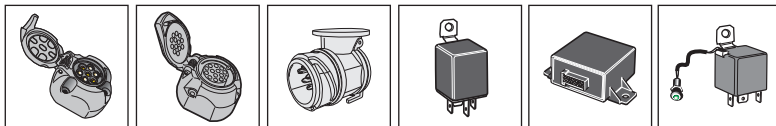


! INFO !

Do not charge the battery of the towing vehicle and/or towed vehicle directly via the socket.



User guide



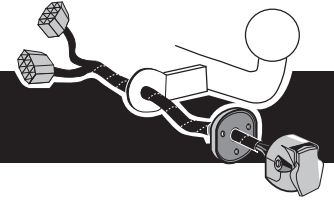
SPARE PARTS

www.ecs-electronicsuk.co.uk





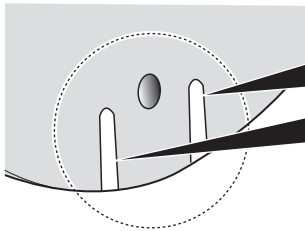
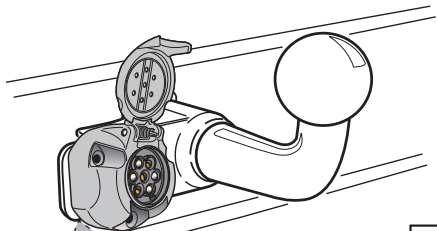

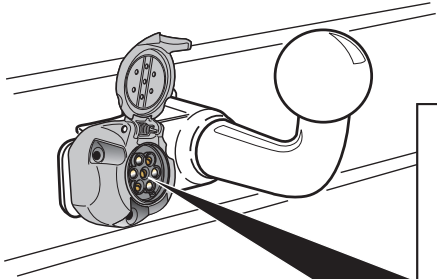
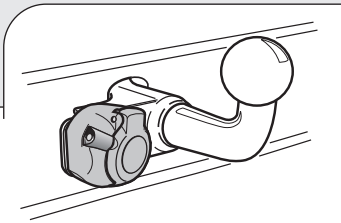
Partnr.: KI-091-BHU

User Guide

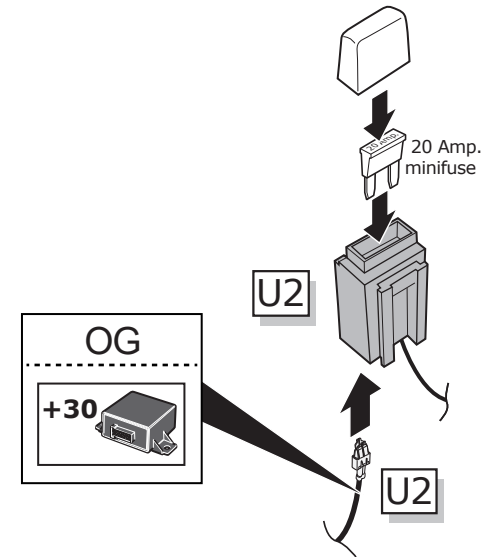


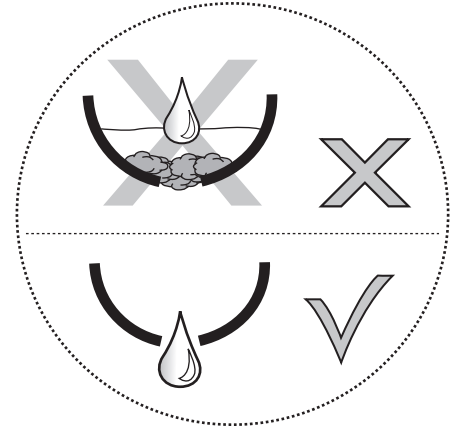
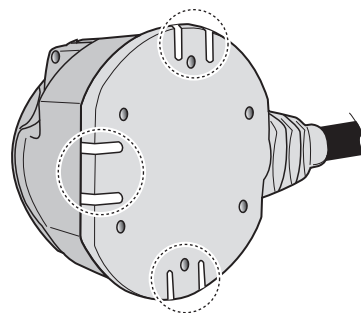
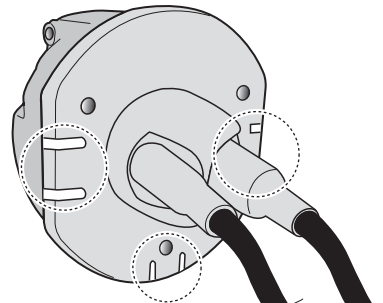
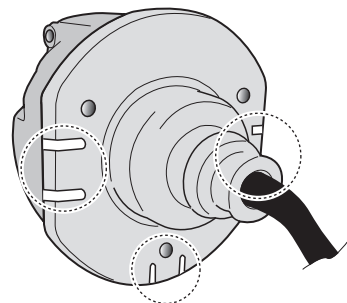
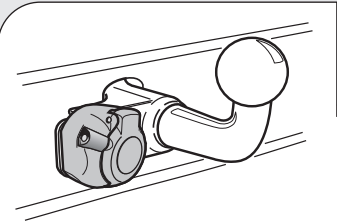
Kia Sorento 2015-












Changing the fuse






SOCKET CONNECTION

DIN/ISO 1724							
	1/L	2	3/31	4/R	5/58-R	6/54	7/58-L
Pmax	21W	2x21W		21W	52W	3x21W	52W
Colour	Yellow	Blue	White	Green	Brown	Red	Black



In a coupled trailer with working fog lamp, the fog lamp of the vehicle will be switched off, if applicable.



The wiring kit has a possibility to switch off any Park Distance Control in the case of a coupled trailer.