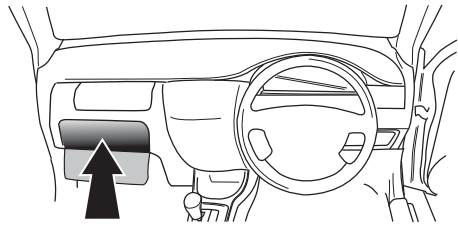
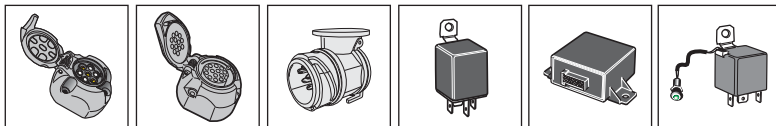


! INFO !

Do not charge the battery of the towing vehicle and/or towed vehicle directly via the socket.



User guide



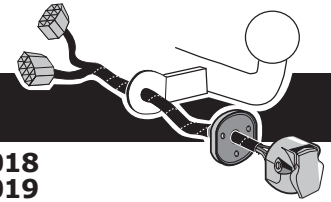
SPARE PARTS

www.ecs-electronicsuk.co.uk





Partnr.: MB-077-D1U

User Guide


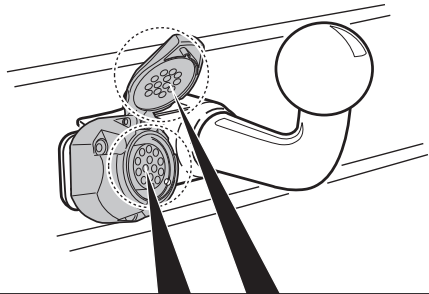
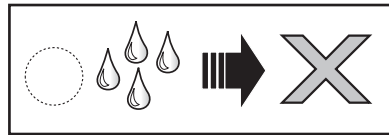
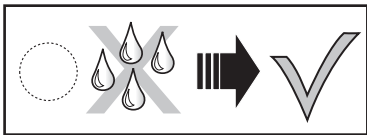
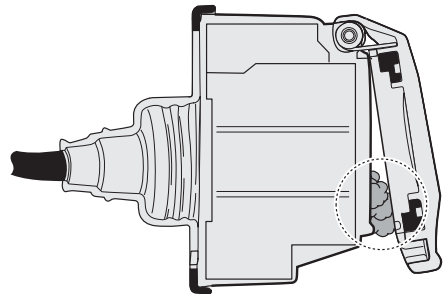
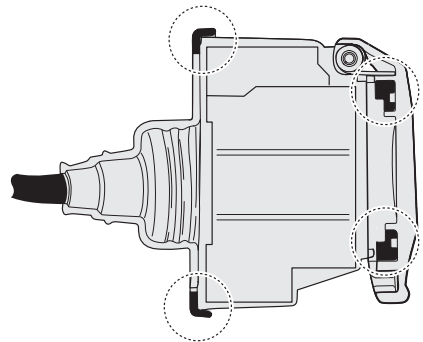
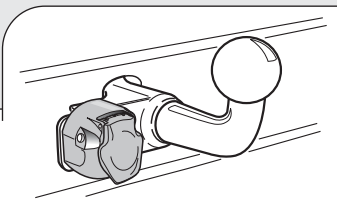
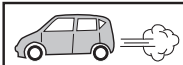


Mercedes-Benz

A Class	09/2012 >> 04/2018
B Class	02/2012 >> 01/2019
CLA	04/2013 >> 03/2019
CLA Shooting Brake X117	03/2015 >> 08/2019
GLA X156	03/2014 >> 02/2020




INFO




CHANGING THE FUSE


A Class



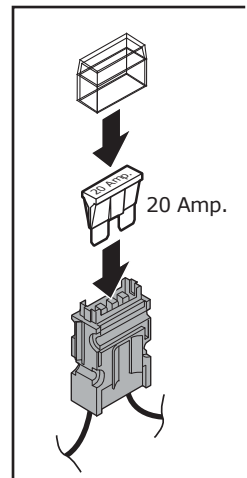

B Class



CLA Class

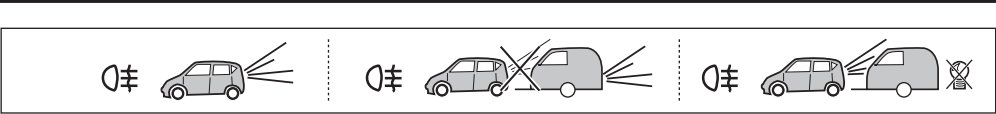


GLA Class




SOCKET CONNECTION


DIVISO 11446			1-8								10	11	12	13
	1/L	2	3/31	4/R	5/58-R	6/54	7/58-L	8	9	10	11	12	13	
Pmax	21W	21W		21W	42W	3x21W	42W	21W	180W/15Amp	180W/15Amp				
Colour	Yellow	Blue	White	Green	Brown	Red 1,00 mm ²	Black	Black/ Red	Brown/ White	Red 2,50 mm ²	White	-	White	



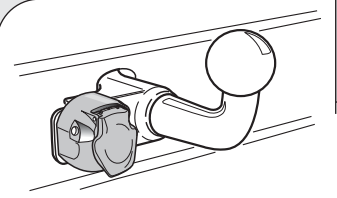
In a coupled trailer with working fog lamp, the fog lamp of the vehicle will be switched off, if applicable.



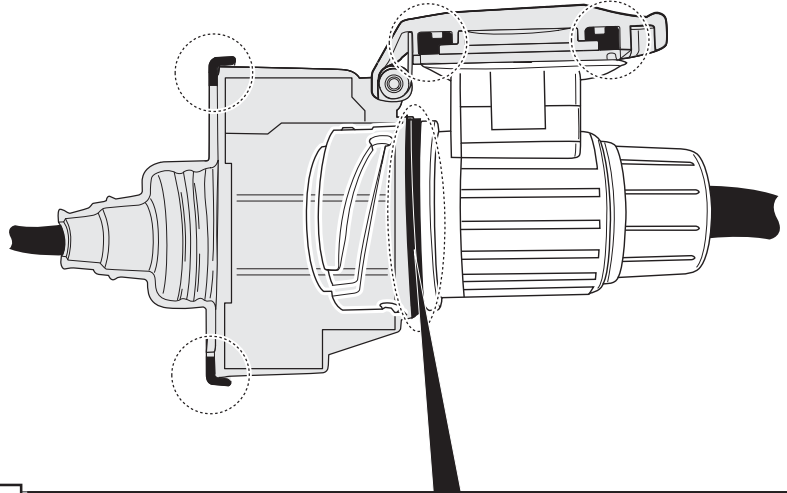
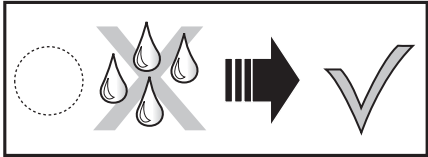
The flashing lights on the trailer are monitored. If one of the indicators of the trailer breaks down, a buzzer will be audible and/or a visual signal will be visible on the dashboard. Check the flashing lights on the trailer.



The wiring kit has a possibility to switch off any Park Distance Control in the case of a coupled trailer.

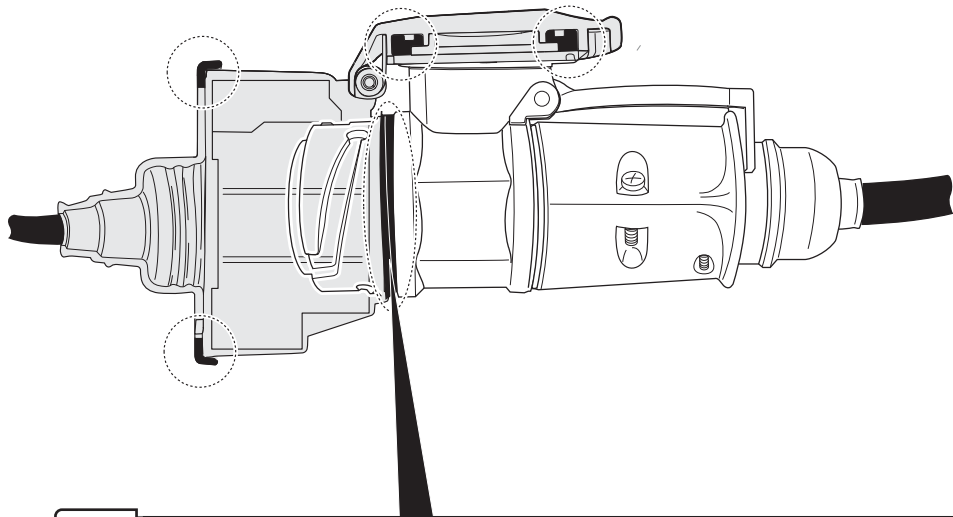
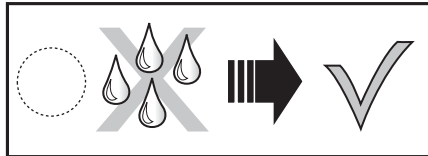
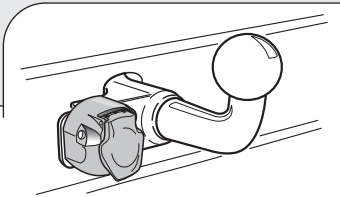
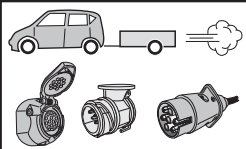


INFO : Ring.

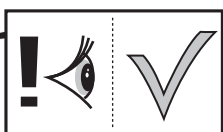
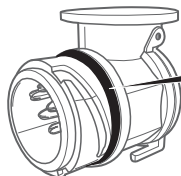
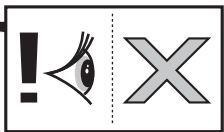
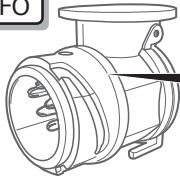


INFO

INFO : Adapt.



INFO



INFO : Storage

