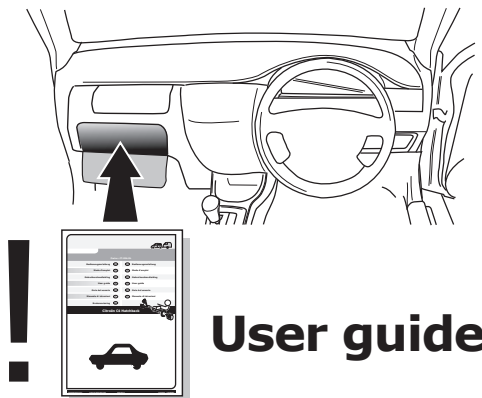
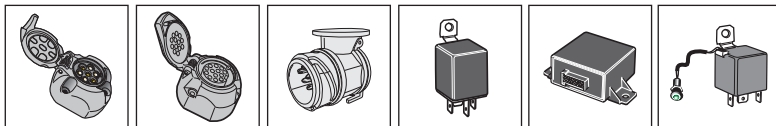


! INFO !

Do not charge the battery of the towing vehicle and/or towed vehicle directly via the socket.



User guide



SPARE PARTS


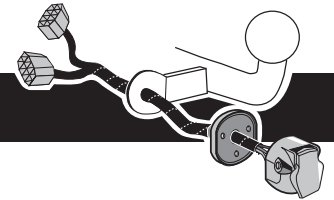
www.ecs-electronicsuk.co.uk


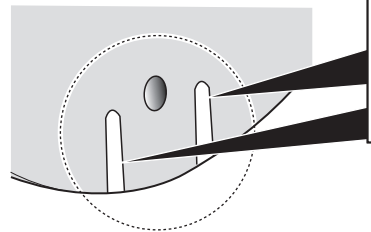
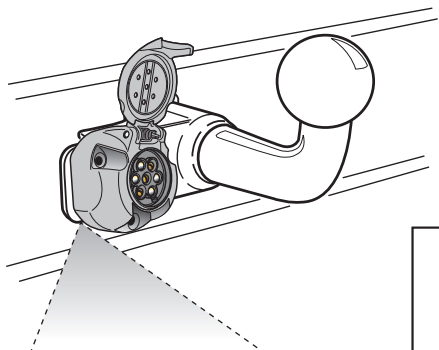


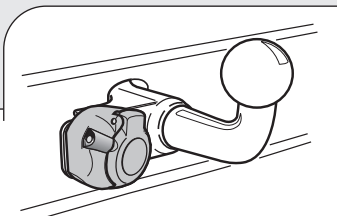


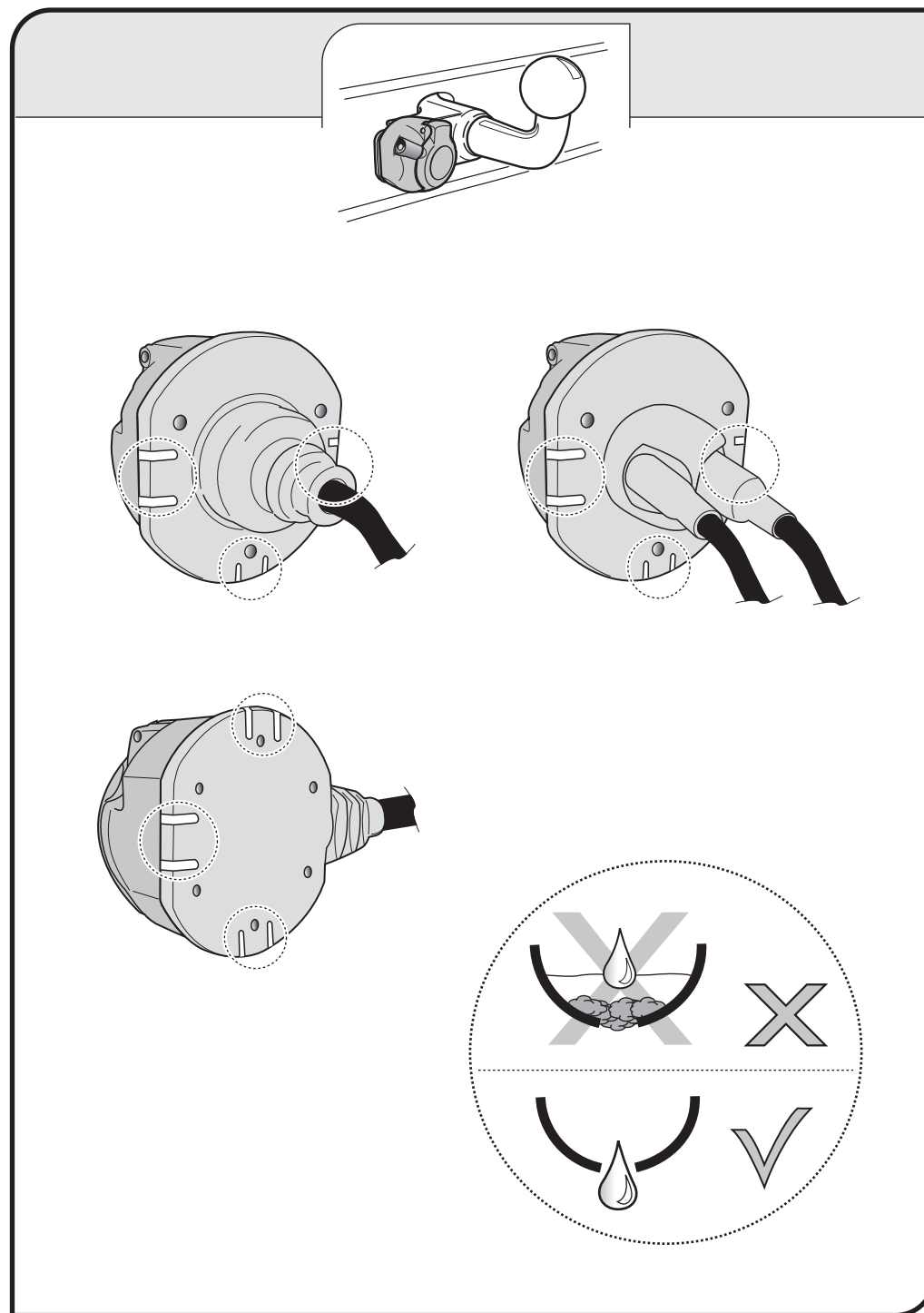
Partnr.: KI-074-BHU

User Guide








Kia Soul 10/2013 >> 03/2019
Kia Soul EV 12/2014 >> 03/2019







SOCKET CONNECTION


DIN/ISO 1724							
	1/L	2	3/31	4/R	5/58-R	6/54	7/58-L
Pmax	21W	2x21W		21W	52W	3x21W	52W
Colour	Yellow	Blue	White	Green	Brown	Red	Black




In a coupled trailer with working fog lamp, the fog lamp of the vehicle will be switched off, if applicable.



The flashing lights on the trailer are monitored. If one of the indicators of the trailer breaks down, a buzzer will be audible and/or a visual signal will be visible on the dashboard. Check the flashing lights on the trailer.



The brake lights on the trailer are monitored by the module. If all the brake lights on the trailer are defective, a buzzer is heard upon braking. Check the brake lights on the trailer.



The wiring kit has a possibility to switch off any Park Distance Control in the case of a coupled trailer.

CHANGING THE FUSE

